PROPOSED FLATS IN PLOT NO 15, ELLAIAMMAN KOVIL STREET, KOTTUR MADRAS 600 085, DIVISION 119, OLD SURVEY NO. 41/3to6 T.S NO 38, BLOCK NO 22.

Inspection Plan
25/7

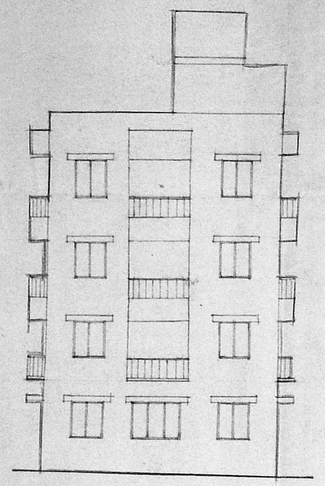

FRONT ELEVATION

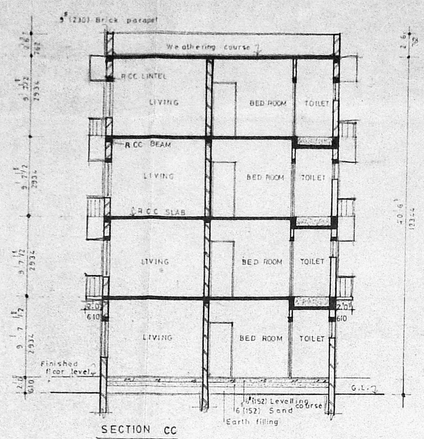

SECTION CC

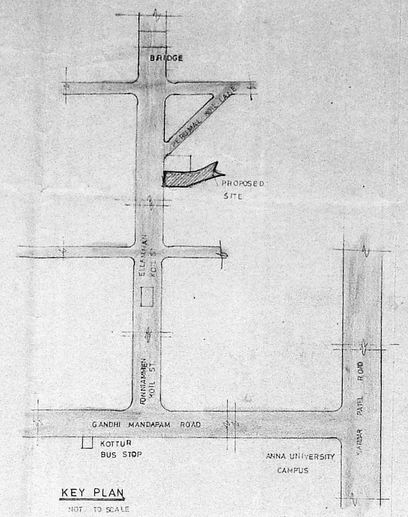

KEY PLAN

NOT TO SCALE

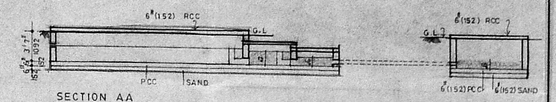

SECTION AA

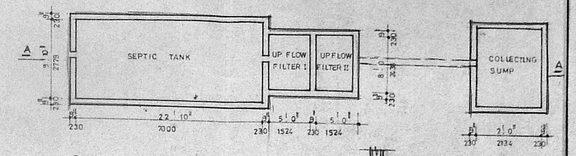

PLAN OF SEPTIC TANK

	CAPACITY
SEPTIC TANK -	22.93 M^3
UPFLOW FILTER I -	2.60 M^3
UPFLOW FILTER II -	2.06 M^3
COLLECTING SUMP -	3.12 M^3

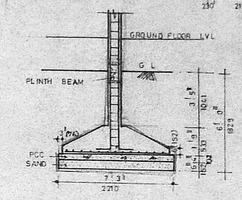

FOUNDATION DETAIL

SCALE : 1" = 1'-0"

Vacant
Boundaries are not demarcated.

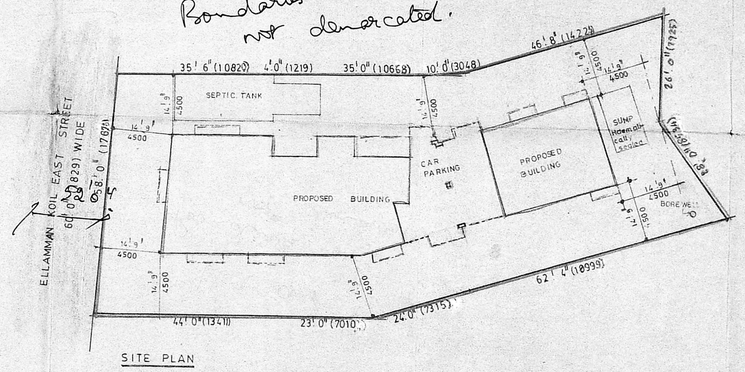

SITE PLAN

SCALE : 1" = 16'0"

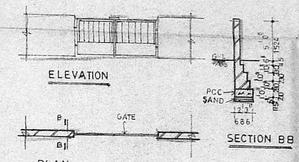

DETAIL OF COMPOUND WALL & GATE

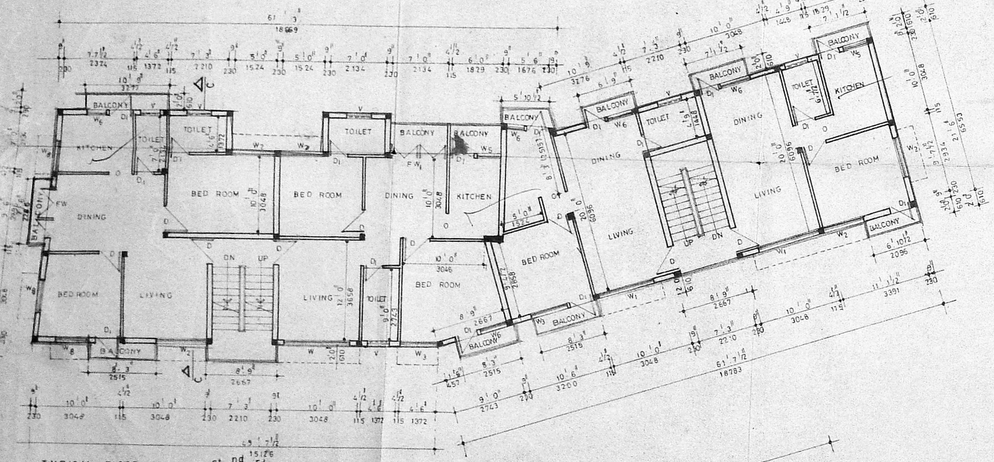

TYPICAL FLOOR PLAN (1st & 3rd)

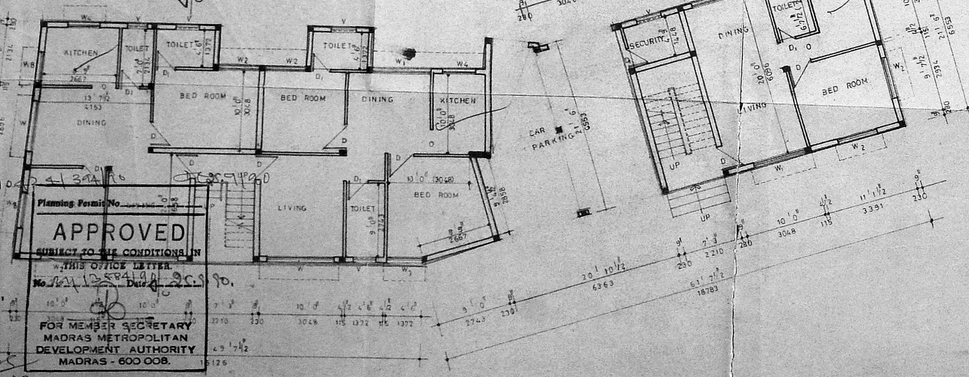

GROUND FLOOR PLAN

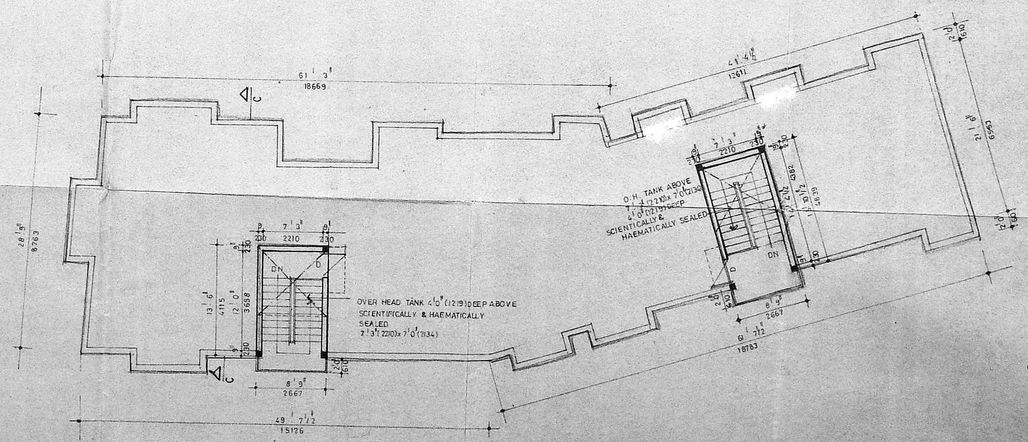

TERRACE FLOOR PLAN

Planning Permit No. B/113884/90
Date 25.9.90

APPROVED
SUBJECT TO THE CONDITIONS IN THIS OFFICE LETTER
No. 1121/90 Dated 25.9.90

FOR MEMBER SECRETARY
MADRAS METROPOLITAN DEVELOPMENT AUTHORITY
MADRAS - 600 008.

24/9/90

SCHEDULE OF JOINERY:

TYPE	WIDTH	HEIGHT	DESCRIPTION
D	3'0"(914)	7'0"(2134)	T.W. DOOR
D_1	2'6"(762)	7'0"(2134)	—DO—
W	8'0"(2438)	4'6"(1372)	T.W. WINDOW
W_1	7'0"(2134)	4'6"(1372)	—DO—
W_2	6'0"(1829)	4'6"(1372)	—DO—
W_3	5'0"(1524)	4'6"(1372)	—DO—
W_4	4'6"(1372)	4'6"(1372)	—DO—
W_5	4'0"(1219)	3'0"(914)	—DO—
W_6	3'1½"(953)	3'0"(914)	—DO—
W_7	2'3"(686)	3'0"(914)	—DO—
FW	9'6"(2896)	7'0"(2134)	FRENCH WINDOW
FW_1	7'0"(2134)	7'0"(2134)	—DO—
V	3'0"(914)	2'0"(610)	T.W. VENTILATOR

JOB NO. 160/90/1 — SCALE : 1" = 8'0" (1:100)

IN

DATE: 5.2.'90

DEALT: Meena

AREA STATEMENT:

PLOT AREA - 6981.82 sft (648.63 M^2)
GROUND FLOOR AREA - 2163.44 sft (200.99 M^2)
TYPICAL FLOOR AREA - 2737.03 sft (254.28 M^2)
TOTAL BUILT UP AREA 10374.53 sft (963.82 M^2)
G+3
F.S.I. — 1.49

COLOUR CODE REFERENCE:

PROPOSED BUILDING
ROAD
SITE BOUNDARY

C.No. B/113884/90

OWNER:

PART I
PART II

SIGNED:

P.S. WALTER B.E., F.I.C.I.,
Civil & Structural Engineer,
Class: I: Licensed Surveyor No: 257,
Corporation of Madras,
Off: 18/1, Govindan Road,
(Near Srinivasa Theatre)
West Mambalam, Madras-33.

ARCHITECTS:

RAAJKUMAR & RAJU
M-1, "SWATHI COMPLEX,"
10, BAZULLAH ROAD,
T. NAGAR,
MADRAS - 600 017.